

# Flara™ Technical Specification

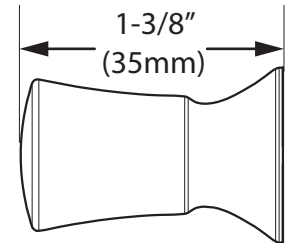
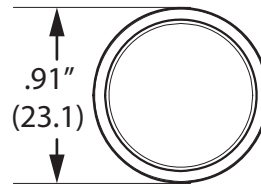
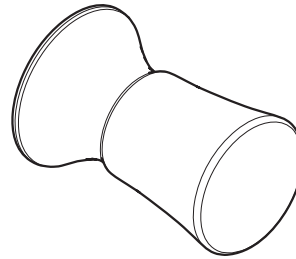
## Cabinet Knob

# YB0305

### Stock Numbers:

- **YB0305BN – Cabinet Knob**  
Brushed Nickel Finish
- **YB0305CH – Cabinet Knob**  
Chrome Finish
- **YB0305NL – Cabinet Knob**  
Polished Nickel Finish
- **YB0305BG – Cabinet Knob**  
Brushed Gold Finish

### Dimensions:



### Materials:

**Cabinet Knobs** are constructed of zinc.

### Installation Instructions:

1. Cabinet knobs will require one 3/16" hole.
2. Mark the location of the hole.
3. Use a 3/16" drill bit to drill hole.
4. Insert the screw into the hole.
5. Place the knob over the screw.
6. Use a Phillips screwdriver to tighten screw.

### Cleaning Instructions:

To preserve the fine finish of this product, clean only with a soft damp cloth. Dry well. Do not use commercial or abrasive cleaners.

**Stock Number:** \_\_\_\_\_ **Cabinet Knob**  
By Moen Incorporated

# MOEN®

25300 AL MOEN DRIVE • NORTH OLMSTED, OH 44070  
CORPORATE HEADQUARTERS: (800) 321-8809 • FAX: (800) 848-6636  
INTERNATIONAL: (440) 962-2000 • FAX: (440) 962-2726  
CUSTOMER SERVICE (USA): 800-882-0116 • FAX: (888) 379-2720  
WWW.MOEN.COM  
©Copyright Moen Incorporated