

FAUCET DESCRIPTION

- Metal construction with various finishes identified by suffix
- Includes showerhead, arm, flange and diverter spout

OPERATION

- Handle operates counterclockwise through a 270° arc with off at 6 o'clock and maximum hot at the 9 o'clock position. Shut off in clockwise direction
- Adjustable temperature limit stop to control maximum hot water temperature
- Pressure balancing mechanism maintains selected discharge temperature to ± 3°

FLOW

- Showerhead is limited to 2.5 gpm (9.5 L/min) at 80 psi
- EP suffix models are limited to 1.75 gpm (6.6 L/min) at 80 psi
- NH suffix models contain no showerhead

CARTRIDGE

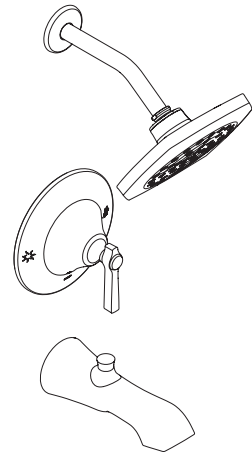
- 1222 cartridge design
- Nonmetallic/nonferrous and stainless steel materials
- Accommodates back to back installations

STANDARDS

- Third party certified to meet ASME A112.18.1/CSA B125.1 and all applicable requirements referenced therein
- EP suffix models are third party certified to WaterSense®
- **ADA** ♿ for lever handle

WARRANTY


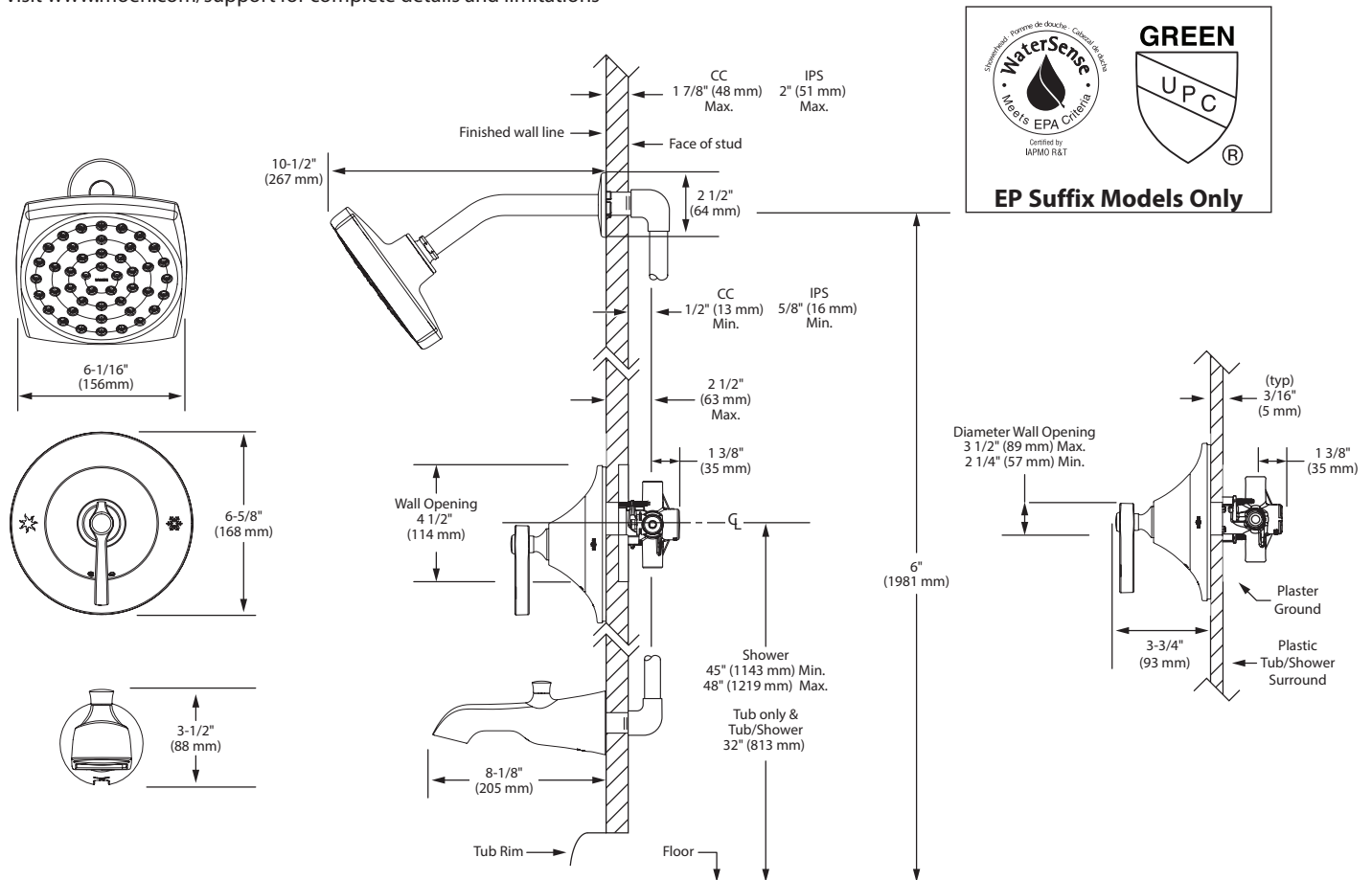
- Lifetime limited warranty against leaks, drips and finish defects to the original homeowner
 - 10 year limited warranty when used in a multifamily installation
 - 5 year limited warranty when used in a commercial installation
- Visit www.moen.com/support for complete details and limitations



FLARA™ POSI-TEMP® Single-Handle Tub/Shower Trim Kit

Models: TS2911 series - valve only trim
 TS2912 series - shower only trim
 TS2913 series - tub/shower trim

Valves: 62300 and 2500 series



CRITICAL DIMENSIONS (DO NOT SCALE)